

BAKERSTEEL® PRECIOUS METALS FUND

FACTSHEET

CLASSES A EUR, A USD, A CHF, A SGD & A2 EUR

31 January 2020

Investors should read the Key Investor Information Document and Prospectus prior to investing.

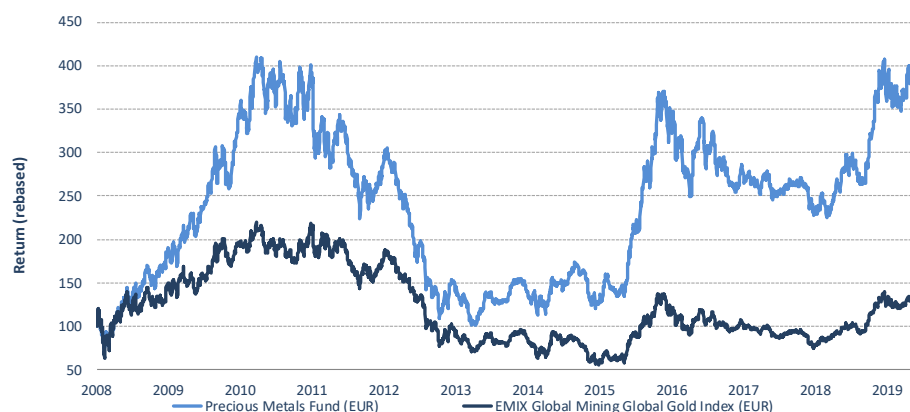
FUND OBJECTIVE

The Sub-Fund's investment objective is to achieve capital growth over the long-term from a portfolio consisting primarily of listed gold and precious metals equities.

PERFORMANCE

BAKERSTEEL Precious Metals Fund rose +1.7% during the month, compared with the EMIX Global Mining Global Gold Index which rose +2.8% (in Euro terms).

PERFORMANCE SINCE INCEPTION¹



Source: Bloomberg. Note: prior to 19 February 2015 the Investment Manager was 1832 Asset Management. Returns are reported in Euro terms net of fees. Past performance is not a guide to future performance.
¹Based on the A2 EUR class

PERFORMANCE

	1 Month	3 Month	YTD	CAGR [†]	Volatility [†]
A2 EUR Class	+1.7%	+6.8%	+1.7%	+12.8%	30.8%
Gold Equities (€)	+2.8%	+7.6%	+2.8%	+2.9%	32.6%
Gold (€)	+5.6%	+6.0%	+5.6%	+8.7%	16.3%

[†] A2 EUR class inception date 17 September 2008

All data in Euro terms. Returns are reported net of fees. Fund performance is based on the last available valuation date at month end.


FUND FACTS

Domicile:	Luxembourg
Fund Type:	UCITS Part I sub-fund
Launch Date:	5 May 2008 (managed by Baker Steel since 19 February 2015)
Sector:	Precious Metals Equity
Investment Manager:	Baker Steel Capital Managers LLP
Auditor:	PricewaterhouseCoopers
Business Year End:	31 December
Administrator/Custodian/Transfer Agent and Registrar	DZ PRIVATBANK S.A. 4, rue Thomas Edison L-1445 Luxembourg-Strassen



BAKERSTEEL®

SYNTHETIC RISK & REWARD INDICATOR



FUND UMBRELLA

BAKERSTEEL® GLOBAL FUNDS SICAV

BAKERSTEEL GLOBAL FUNDS SICAV is a Luxembourg registered SICAV hosting UCITS compliant sub-funds in the precious metals and natural resources sector.

INVESTMENT MANAGER

Baker Steel Capital Managers LLP

Baker Steel has extensive experience in the management of funds, investing in the natural resources, gold and precious metals sectors. Our investment team benefits from strong technical backgrounds in mining, geology and engineering. Their in-depth understanding of these sectors, combined with their investment expertise, has generated an impressive investment track record. Our fund management team makes regular research trips globally in order to identify investment opportunities with attractive prospects and fundamental value. Baker Steel was founded in 2001 and has offices in London and Sydney.

Client Services and Fund Management
Baker Steel Capital Managers LLP

34 Dover Street

London W1S 4NG

United Kingdom

T: +44(0)20 7389 0009

F: +44(0)20 7389 8222

www.bakersteelglobalfunds.com

BSPM@bakersteelcap.com

MANAGEMENT COMPANY

IPConcept (Luxemburg) SA

IPConcept (Luxemburg) S.A. was set up by DZ PRIVATBANK S.A. in 2001 as a 100% subsidiary.

IPConcept (Luxemburg) SA

4, rue Thomas Edison

L-1445 Luxembourg-Strassen

T : +352 260248-1

F : +352 260248-3602

www.ipconcept.com

info.lu@ipconcept.com



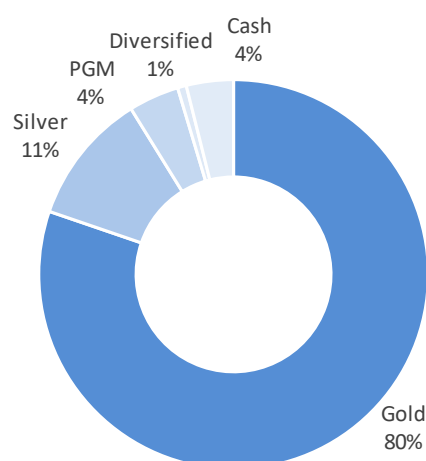
PORTFOLIO ANALYSIS

31 January 2020

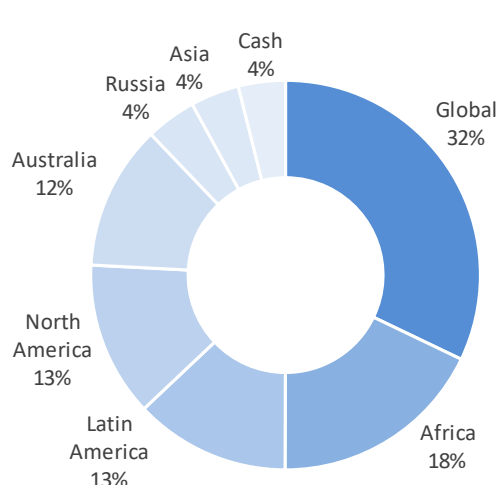
TOP TEN HOLDINGS

	% NAV		% NAV
Barrick Gold	6.0%	Resolute Mining	4.5%
Newmont Mining	5.0%	Kinross Gold	4.5%
Saracen Mineral Holdings	5.0%	AngloGold Ashanti	4.4%
Gold Fields	4.8%	Harmony Gold	4.2%
Yamana Gold	4.6%	Sibanye Gold	4.2%

SECTOR ALLOCATION*



GEOGRAPHICAL ALLOCATION



*Classified on basis of company's primary sector
Source: Baker Steel internal. Data at 31 January 2020.

FUND TERMS

Trading Frequency	Daily
Subscription Fee	Up to 5%
Redemption Fee	Nil
Management Fee	1.75% ²
Performance Fee	15% of O/P ²
Benchmark	EMIX Global Mining Global Gold Index
Dividend Policy	Accumulation
Currencies	USD, EUR, CHF, SGD
Fund size	EUR 543m

Fund documents are available at:

www.ipconcept.com
www.fundinfo.com
www.swissfunddata.ch

²A USD, A EUR, A CHF, A SGD only. A2 EUR management fee is 2.4% with no performance fee

FUND IDENTIFICATIONS

Share Class	Closing Price	ISIN	WKN	BLOOMBERG	Minimum Initial Subscription	Minimum Subsequent Investment	Registrations
A USD	258.02	LU1128909121	A12FTZ	DYNPMAU	No minimum	No minimum	AT, CH, DE, FR, LU, NL, UK, SE, SG ³
A EUR	247.77	LU1128909394	A12FT0	DYNPMAE	No minimum	No minimum	AT, CH, DE, FR, LU, NL, UK, SE
A CHF	149.11	LU1128909477	A12FT1	DYNPMAC	No minimum	No minimum	AT, CH, DE, FR, LU, UK
A SGD	-	LU1128909717	A12FT3	DYNPMAS	No minimum	No minimum	AT, CH, DE, LU, SG ³
A2 EUR	396.71	LU0357130854	A1CXBS	DYNPRMA	No minimum	No minimum	AT, CH, DE, FR, LU, NL, UK, SE

³ Registered for sale in Singapore to accredited investors only

DISCLAIMER

Please Note: This report is issued by Baker Steel Capital Managers LLP (a limited liability partnership registered in England, No. OC301191 and authorised and regulated by the Financial Conduct Authority) on behalf of BAKERSTEEL Precious Metals Fund ("BSPM"). Recipients of this document who intend to apply for shares or interests in BSPM are reminded that any such application may be made solely on the basis of the information and opinions contained in the relevant Prospectus, Key Investor Information Document ("KIID"), Articles of Incorporation or other offering document relating thereto, which may be different from the information and opinions contained in this document. Prospectus, KIDs, Articles of Incorporation and the latest half yearly report and unaudited accounts and/or annual report and audited accounts can be found at http://www.ipconcept.com/ipc/en/funds_countries.html. We strongly recommend you seek independent professional advice prior to investing. This document does not constitute or form part of any offer to issue or sell, or any solicitation of any offer to subscribe or purchase any shares or any other interests nor shall it or the fact of its distribution form the basis of, or be relied on in connection with, any contract therefor. The distribution of this information does not constitute or form part of any offer to participate in any investment. This report does not purport to give investment advice in any way. Past performance should not be relied upon as an indication of future performance. Future performance may be materially worse than past performance and may cause substantial or total loss. Some figures are approximate and are for information only, being drawn from different sources. Data and statements are as at end of reporting period unless otherwise stated.

For investors in Switzerland: The Fund's Swiss representative is IPConcept (Schweiz) AG, In Gassen 6, CH-8022 Zurich. The Fund's Swiss paying agent is DZ PRIVATBANK (Schweiz) AG, Munsterhof 12, CH-8022 Zurich. The full prospectus, KIID, the articles of association as well as the annual and semi-annual reports of the Fund may be obtained from the Swiss representative or Swiss paying agent free of charge.